

# BAR LINE - Self Contained Machine Bistrot Cube

**BAR LINE**

ICE - MACHINES



B 4015 AS/WS

Bar Line Equipment range is the newly released EU made ice makers for Thimble-shaped rounded ice cubes coming from Bar Line. Built in the Italian manufacturing plant of Frimont Spa, ISO 9001 Certified, these units are built with sturdy, corrosion resistant stainless steel, and feature European made componentry to assure maximum quality and reliability. Tested one by one, the Bar Line self contained units feature well balanced ratio between production and storage capacity, alongside with reduced outer dimensions that allow for built-in installations. Front air louvers assure appropriate airflow in critical install requirements. Contemporary, elegant design unites excellent operational features with the reliability obtained through years of successful experience in ice making technology. Insulated bin door and ice storage bin minimize air condensation and water formation on equipment surfaces. Electromechanic controls maximise reliability and ease of repair during the entire life of the equipment.

**Proudly Made in Italy.**

Also available in the self-contained range for "Bistrot" cube: **B 2006, B 2508, B 3008, B 3015, B 5022, B 6022, B 7540, B 9040, B 9550**

## B 4015

See pertaining literature for more details

### FEATURES:

- ✓ Improved water distribution system alongside with evaporator assembly: a larger number of ice cubes are now produced per each cycle, while the newly designed water distribution spray system provides best evaporator surface coverage and is simple to remove during routine cleaning.
- ✓ Optimized dimensions and production/storage ratios. Easier to fit even under lowest bar counters and in reduced footprint spaces.
- ✓ Front panel installed thermostatic controls for ice cube size and storage bin ice level sensor. Easily accessible, allow for an easy adjustment of the key working parameters of the machine.
- ✓ Bin-door slide rollers for a smooth open-close movement, with door movement rubber, sound dampening, shock absorbers
- ✓ Utilities connection may run through side panel openings, as well as through the base panel, for a reduced depth installation requirement.

# BAR LINE - Self Contained Machine Bistrot Cube

**BAR LINE**

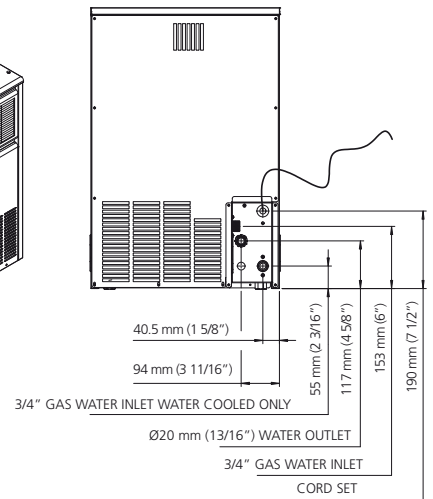
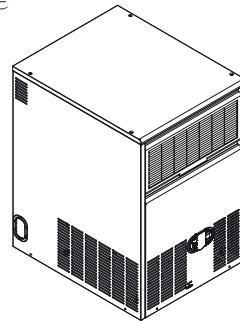
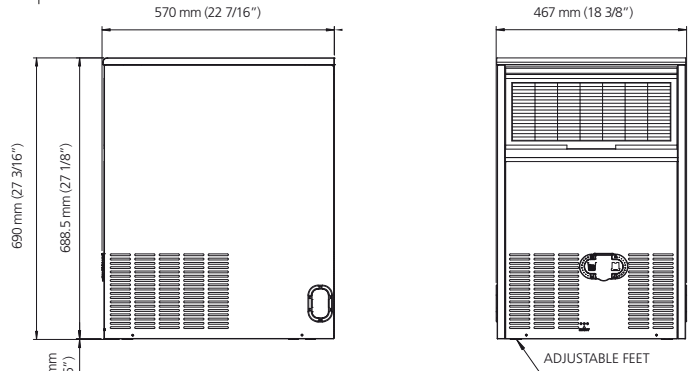
ICE - MACHINES

**B 4015**

Also available in the self-contained range for "Bistrot" cube: **B 2006, B 2508, B 3008, B 3015, B 5022, B 6022, B 7540, B 9040, B 9550**  
See pertaining literature for more details



B 4015 AS / WS



**OPERATING LIMITS**

Air Temp. Range	10°C - 43°C
Water Temp. Range	5°C - 38°C
Water Pressure	Min. 0.8 bar Max. 5 bar
Electrical Voltage	230V/50Hz/1ph (230V/60Hz/1ph on selected models)

All specifications and performance data are subject to normal manufacturing variances.

All panels are in stainless steel.



**ORDERING AND SPECIFICATION INFORMATION**

Model No.	Cond. unit	ICE Production per 24 hrs. at 10°C Air/10°C Water kg	Bin storage kg	Voltage Characteristics	Refrigerant	Water Consumption l/h*	Electric Consumption kWh/24h**	Net Weight kg	Max. Shipping Weight kg
B 4015 AS	Air	40	15	230/50/1	R134a	5	9	35	41
B 4015 WS	Water	38	15	230/50/1	R134a	34	8	35	41